

WINDOWS AND EXTERIOR DOORS WOOD | WOOD-ALU



PRODUCT OVERVIEW



NATURALLY DIFFERENT...

DÖPFNER
INTERNATIONAL
WOOD ALUMINIUM PROFESSIONALS
FOR WINDOWS AND EXTERIOR DOORS

ALL NATURE OUTSIDE YOUR WINDOW. AND INSIDE TOO!



DÖPFNER WOOD ALUMINIUM PROFESSIONALS FOR WINDOWS AND EXTERIOR DOORS

We are the specialist for wood windows and wood aluminium windows as well as exterior door systems made from regional wood and recycled aluminium. All products are made from regional wood and recycled aluminium which results in less pressure on the environment and higher quality for you.

Natural resources like wood built the foundation for our company's philosophy which is based on sustainability and respect for the environment. Döpfner will provide you with the best possible solution for your windows and exterior doors using wood directly from our region.

Among our vast variety of products you can find many different system solutions and profile types. On the following pages you have all the information necessary to find the answers to almost any structural requirements.

INHALT

NATURALLY DIFFERENT Ecological solutions by Döpfner	04
TECHNICAL OVERVIEW Added value – Typical Döpfner Quality	10
WOOD ALUMINIUM WINDOW SYSTEMS Systems overview	33
WOOD WINDOW SYSTEMS Systems overview	49
PROTECT WINDOW SYSTEMS Systems overview	50



Living with nature – inside and outside...
Being conscious of our environment now is what ensures us a world worth living in the future.

DÖPFNER EXTERIOR DOORS Overview Extract from our full range	58
DÖPFNER INDIVIDUALITY We can built (almost) every exterior door	68
HARDWARE LOCKING SYSTEM Construction and examples	72

NATURALLY DIFFERENT - THE DÖPFNER ECOLOGY-PLUS



Two business owners, one of them Frank Döpfner a business administration graduate (ger. Dipl. BWL), and the other Mario Döpfner, who has a degree in engineering (ger. Dipl. Ing.), still manage the family business, being the fourth generation.

We have been NATURALLY DIFFERENT since 1906, when we started off as a small carpentry business. Since then we came a long way, still as a family business we and our 65 employees still rely on wood as a renewable resource.

WHAT MAKES DÖPFNER NATURALLY DIFFERENT? CUSTOMERS WHO ARE DIFFERENT THEMSELVES!

Our customers demand high-end products that are based on ECOLOGICAL standards. Sustainability, nature, value and outstanding product quality you can see and feel.

Our products come with a philosophy they can identify themselves with. They will be working with architects on their construction project and make conscious decisions based on their personal beliefs. Our customers want wide window panes with a panoramic view, surfaces that are pleasant to the touch, that provide a comfortable living atmosphere, and achieve the highest possible energy efficiency.

How do we realize those wishes? The answer to this question lies in the consistency of our ecological orientation as well as our constant product innovation. As a result we have absolutely reliable policies regarding our products: We provide our demanding customers with wood, or wood aluminium windows and exterior doors, made of wood from our region and making sure that the wood comes exclusively from certified sustainable forestry. Furthermore, it is very important to us to work with our suppliers, architects and our distributors together as partners. They support our company's philosophy and culture in every way.



Based on the short-distance transport principle we only use regionally sourced wood from the Bavarian Forest. We achieve outstanding durability through innovative wood refinement, surface coating and design.

The wood from spruce, pines, larch, oak, maple and others will be in your home for as long as you need them to. Wood from tropical forests or from the Siberian Taiga are off limits for us. Unfortunately, there have been tendencies to overuse the word sustainability, often even missing any substance and using a label to deceive people. That is why we thought of every detail in the concept of **ÖKOLOGIK** (ecology):

We offer our customers ecological products from a consistently sustainable process chain – Sustainability from the tree to the finished window or exterior door – with the proper certificate!



BY THE WAY, WHAT WINDOW-TYPE ARE YOU?



YOU HAVE YOUR VERY OWN, UNIQUE STYLE - AND YOU WANT TO SEE THIS PERSONAL TASTE IN YOUR CONSTRUCTION PROJECT? WE WILL PROVIDE YOU WITH YOUR VERY OWN PERSONAL WINDOW!

NEW BUILDING. Your building project will be planned individually and with a very clear objective: The creation of your ultimate dream house. Everything is possible. Together with your architect you will be able to exhaust every creative possibility. This also applies to your windows, of course! Very wide window panes with a beautiful panoramic view will bring a very modern and open, comfortable feeling inside your home. It is your choice: wood alu type, wood only or Protect wood window...Out of a great range of high quality exterior doors, you can select a exterior door that fits perfectly with the architectural style of your house.

REBUILDING AND RENOVATING. Although it is possible to use all the window systems for renovating projects, there are systems that are made to fit all the necessary requirements, especially when you want to ensure the thermal insulation of a building. Our hybrid system PROTECT is a smart and practical fusion of a low cost wood window and a high quality wood alu window. Inside you will appreciate the effects of warm and cosy wood and outside there will be a recently designed alu cladding for the casement, in order to protect the window from the weather. The wood frame will be concealed by the thermal insulation facade. Based on that we can guarantee you the best quality and extreme durability and therefore the perfect results with your renovating project. All that at the price of our wood window systems. For more details, see pages 50 ff. The system CONTUR AS with a window sill cover has been designed to meet requirements for a retrofitted external wall insulation. See page 44.

MONUMENT PROTECTION is a great challenge for every type of window system. Naturally, it is very important that it looks good. The profile and the design have to suit the historical context – complemented by sash bars with many different arrangement options. Moreover, there has to be a significant improvement of the overall energy balance – not only compared to drafty single glazed windows with sometimes hundred years of age. The Döpfner window systems STIL are able to straddle the desire for a historically consistent look as well as a modern triple glazing with the added thermal protection. See for yourself from page 56 ff.

HOLZ ALUMINIUM WINDOW SYSTEMS

PAGE
30



WOOD-ALUMINIUM-WINDOWS are a high end solution on the window market. Inside you will enjoy the warmth of natural wood making your home nice and comfortable. In addition to that there is a great variety of options for many different looks at your hand! Outside you will appreciate the extreme durability of aluminium, its modern look and eternal weather resistance.

EXTERIOR DOORS made of wood and wood aluminium, along with many design possibilities, offer the highest quality and absolute security... because an exterior door is like a calling card of your house, making it an essential part of making a favourable first impression.

EXTERIOR DOOR SYSTEMS

PAGE
58



WOOD WINDOW SYSTEMS

PAGE
46



WOOD-WINDOWS – an innovative construction and a consistently weather resistant surface coating provide long durability and almost maintenance-free use for decades. The Döpfner wood window is a great choice for home owners who want highend quality and also care for our environment.

PROTECT-WOOD WINDOWS combine two important aspects: The comparably low price of a wood window and the high weather resistance of a wood alu window – the perfect window for rebuilding or renovating a house. PROTECT is a window system for home owners on a budget who have high standards of quality and care for the environment at the same time.

WOOD WINDOW SYSTEM PROTECT

PAGE
50

DÖPFNER SYSTEM WORLD

- WOOD-ALU
- WOOD
- PROTECT
- FRONT DOOR

TYPICALLY DÖPFNER HIGHEST QUALITY TO THE LAST DETAIL



DÖPFNER - QUALITY IS IN OUR DNA. HIGHER STANDARD = LOWER PRICE

PANORAMIC view - contemporary architecture:

Modern architecture goes hand in hand with open space and a lot of natural light. Thanks to the excellent stability and the innovative technical concepts underlying a window-coupling by Döpfner (DÖPFNER GEOLINK®), most architectural designs with very large window space are easily done.



Get a **versatile and modern look**, taking advantage of the many possible colour combinations for the aluminium and wood units.




Modern, solid wood designs for maximum stability – even with very large window panes – and outstanding thermal insulation without FOAM INSULATION –




Innovative frame design with a 3-level sealing system:

- 1 Inner rebate gasket 20 mm for a better soundproofing.
- 2 Center gasket
- 3 Vulcanized outer gasket



Welded and grinded aluminium frames:

Compared to units that have been glued together, you will have a better looking, more stable and more durable window.




DÖPFNER - QUALITY IS IN OUR DNA HIGHER STANDARD = LOWER PRICE

Silicone-free dry glazing system with the highest thermal insulation.

Silicone joints accumulate dirt and will not last. The silicone-free Döpfner dry glazing system is durable and completely maintenance-free.

Ideal temperature through high quality glass units: Warm in winter - cool in summer.

Double and triple glass units from 24 to 54 mm
Ug 1.1 - 0.5 / Uw values up to 0.8 - PASSIVE HOUSE standard and „warm edge“ SWISS SPACER (thermo plastic spacer) in black



Virtually invisible
concealed window hardware system
Döpfner VIMATIC 3D®.



Barrier free living

with the optional „ride over“
threshold system Döpfner TRANSIT



Total Ease of use:

Window doors (for balconies) open and close
just like our exterior doors ▶ optional BTV hardware.



DÖPFNER GEOLINK® PERFECTLY LINKED

COMPLEX LARGE-FORMAT WINDOW-UNITS NOW LINKED WITHOUT GAPS

With our patented
DÖPFNER GEOLINK®-
SYSTEM. This innovative
woodframe beam joint is precision-
milled with state-of-the-art-CNC-
technology.



DÖPFNER WOOD TYPES NATURAL AND STABLE



DÖPFNER ECO STATEMENT

We use regionally sourced wood from certified sustainable forestry only. Relying on the short-distance transport principle, our wood comes from the Bavarian Forest, instead of tropical forests or from the Siberian Taiga.

**DÖPFNER - THINKING IN A DIFFERENT WAY -
NATURALLY DIFFERENT...**
BECAUSE OUR WINDOWS ARE MADE OF WOOD!



**WOOD.
NATURALLY DIFFERENT.**

LIVELY INSTEAD OF LIFELESS.
NATURAL INSTEAD OF ARTIFICIAL.
COMFORTABLE INSTEAD OF STERILE.
WARM INSTEAD OF COLD.

SUSTAINABLE,
BECAUSE RENEWABLE

YOUR CHOICE...



**DÖPFNER STANDS
FOR CERTIFIED
SUSTAINABILITY**



We support the project
HOLZ VON HIER
www.holz-von-hier.de



With every one of these wood types you get the same amount of ambience and high stability, and they all are from sustainable forestry. Only differences appear in terms of texture and colour. Ask your local dealer for wood and colour samples.

DÖPFNER WOOD SURFACES NATURAL AND DURABLE

Colour deviations due to printing are possible. Please ask your local specialist dealer for the original Döpfner colour palettes. For more information ► www.doepfner.de



Please ask your local specialist dealer for the available RAL colours

WOOD IS A NATURAL PRODUCT.
AND WE WANT YOU TO SEE, FEEL
AND SMELL THE DIFFERENCE.

THE NEW TREND TRANSPARENT INSTEAD OF OPAQUE

We say no to opaque finish paint that deprives the wood from its natural look. We prefer modern HighRes®-coating with innovative Lignin stabilizers, allowing for perfectly transparent surfaces and improved durability at the same time.

Döpfner | Garant³

5 year warranty

- 1 NO TURNING GREY
- 2 NO PEELING OFF
- 3 NO RE-PAINTING NECESSARY

MORE TRANSPARENCY.
MORE NATURE.
AND EVEN MORE PROTECTION...

A perfect merge of three different solvent-free wood glazes create a remarkably durable shield against the weather. The resulting level of protection was almost utopian just a few years ago. Our compilation of colour samples will show you many options for the outer surface of your wood window. It also contains a vast variety of colours for the inside surface of a wood aluminium window and exterior door. You choose!



DÖPFNER ALU SURFACES

WIND AND RAIN WON'T
STAND A CHANCE

DÖPFNER ECO STATEMENT

To produce our aluminium profiles we only use recycled aluminium. Aluminium can be reused again and again – recycling saves precious natural resources and energy

**ALUMINIUM -
EXTREME DURABILITY AND
A GREAT VERSATILE LOOK -
THE DURABLE PROTECTIVE
SHIELD FOR YOUR WINDOW.**



We offer you a wide range of colour options out of the RAL colour palette. For more information on the currently available RAL colours, don't hesitate to ask your local specialist dealer.



Due to printing, colour deviations are possible. Please ask your dealer for the original colour palettes and choose from the following:

- PREMIUM 10
- PREMIUM 10 SELECT
- PREMIUM 30

The aluminium cladding of our window systems are individually „made-to-measure“ – the corners of the frame are not just glued together but elaborately welded and grinded. This guarantees an exquisite look and perfect stability. Thanks to our high quality powder coating all surfaces are completely weather resistant and will last all your life and beyond. We offer the surfaces in many different variations... glossy, matte, metallic...

Your local dealer will be pleased to help you!

DÖPFNER SYSTEM WINDOWS BASED ON YOUR WISHES

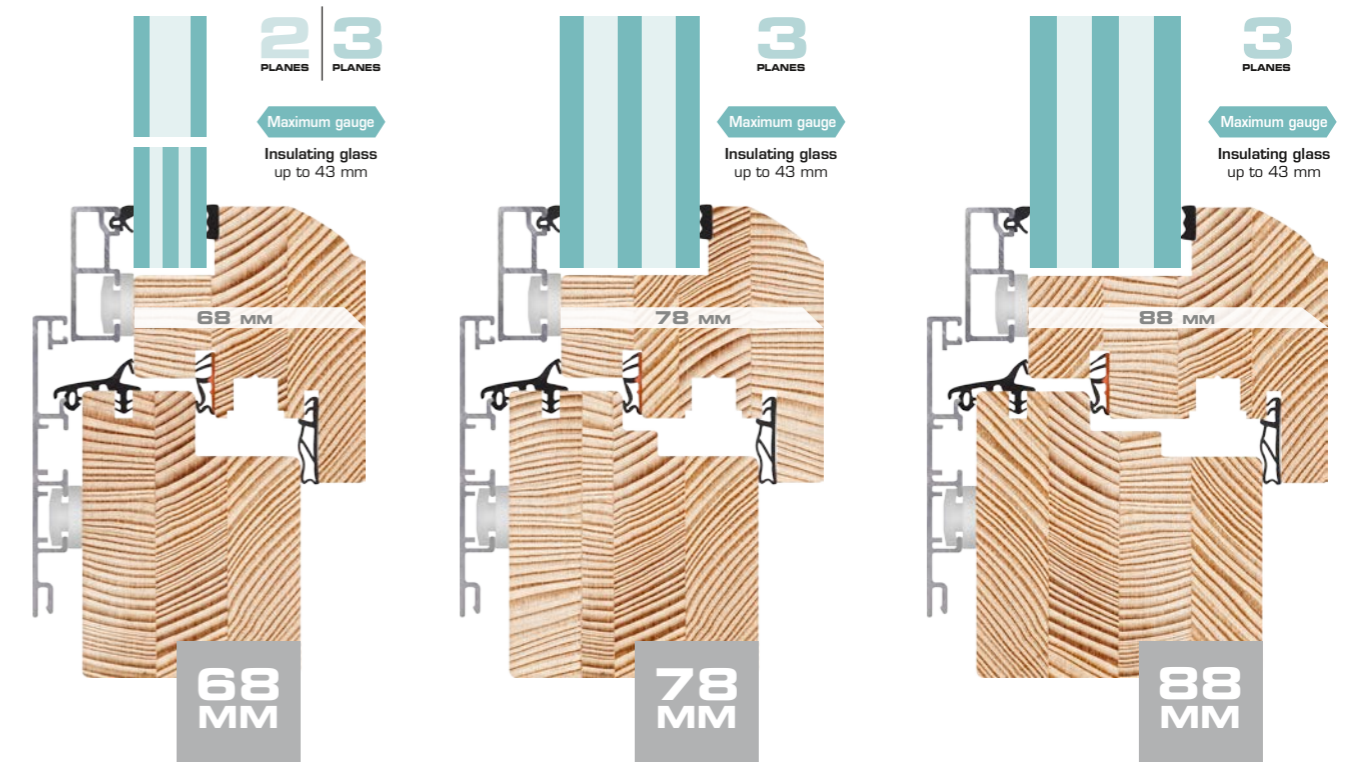


EASIER, MORE FLEXIBLE PLANNING.

Many different types of alu claddings and all possible wood sizes will make it easy to plan the placement of all window and door elements to the last millimetre

The Döpfner System Window will fully adapt to all structural requirements, such as a thermal facade insulation system.

DÖPFNER WINDOWS ARE AVAILABLE IN THREE DIFFERENT SYSTEM GAUGES.



All Döpfner window systems are available with the system gauges 68 mm, 78 mm, 88 mm. In addition to the different system gauges, you can also add different types of triple glazing for the ultimate thermal insulation efficiency.



DÖPFNER INSIDE PROFILES

INDIVIDUALITY TIMES 4

- TYPE 1
- TYPE 2
- TYPE 3
- TYPE 4



ALL DÖPFNER WOOD ALU WINDOWS ARE NOW AVAILABLE IN FOUR DIFFERENT TYPES OF PROFILES FOR THE INSIDE.

One theme in four variations – because creative architects as well as home owners love to see their individual design choices come to life: Soft, defined, angular or elegantly chamfered edges. The design of your window entirely lies in your hands – inside and outside!



- TYP 1
- TYP 2
- TYP 3
- TYP 4

DÖPFNER VIMATIC 3-D® THE CONCEALED HUB AND PIVOT



ALL WINDOWS NOW WITH VIMATIC 3-D® THE CONCEALED HARDWARE SYSTEM.

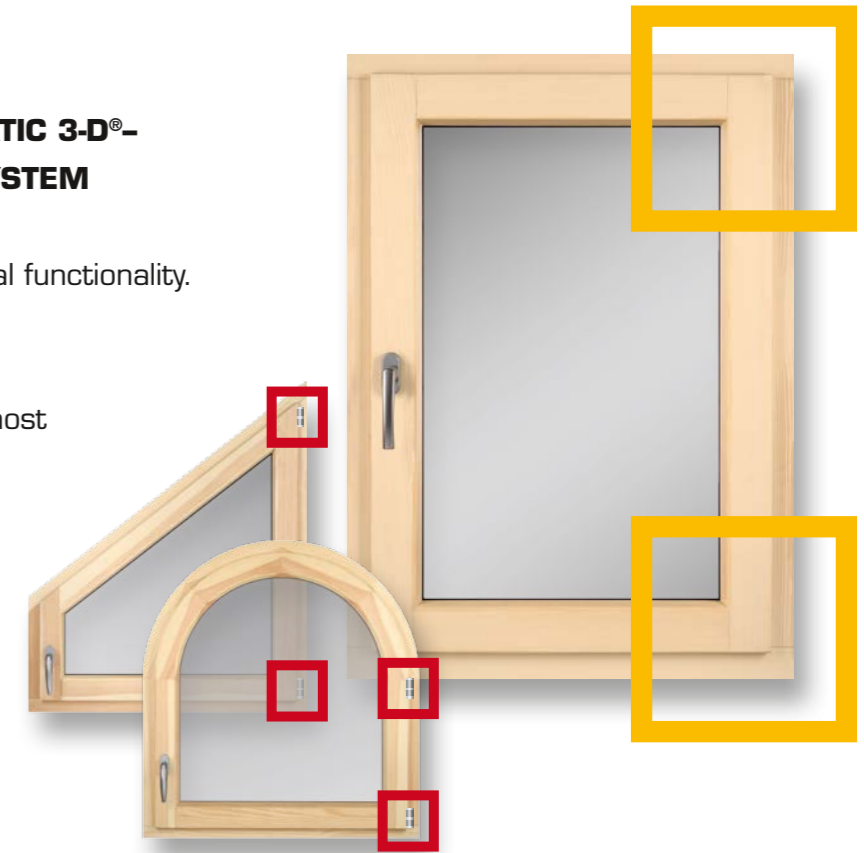
ALL WINDOWS NOW WITH VIMATIC 3-D®- THE CONCEALED HARDWARE SYSTEM

A work of art with perfect mechanical functionality.

**NEW: With hinges that are also
virtually invisible –**

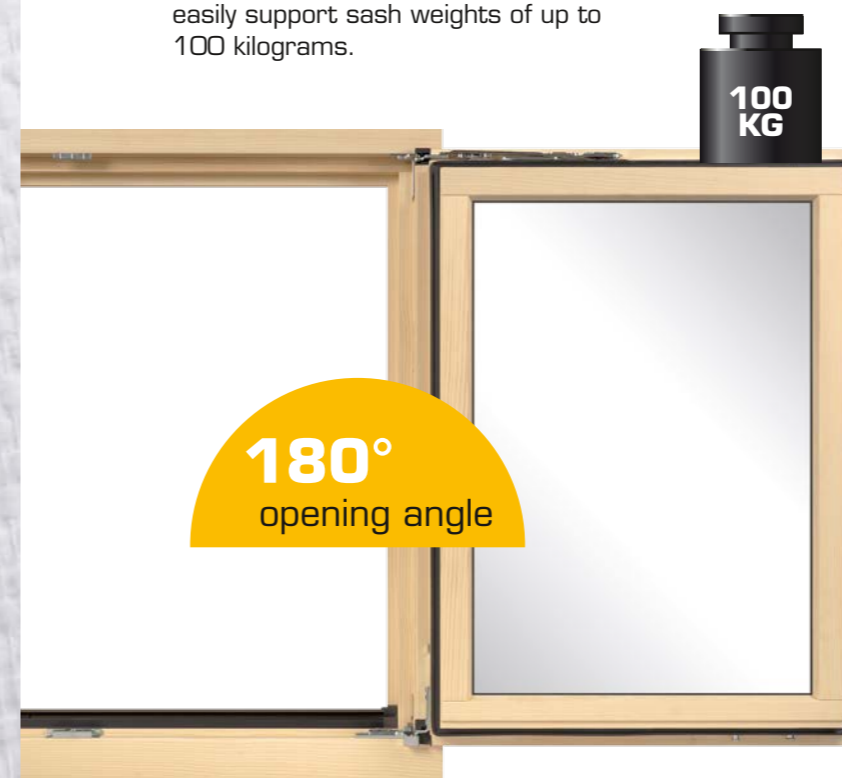
The milled parts on the sash are almost fully concealed through a protective cap (available in black or white).

**Angular and round arched windows
are only available with visible hinges
due to technical reasons.**



BEDROCK-STABLE HARDWARE-CONSTRUCTION MOVES THE SIZE LIMITS WAY UP.

**Heavy-duty hinges with
durable point- and ball bearings**
easily support sash weights of up to
100 kilograms.



**DÖPFNER
VIMATIC 3D®**
THE
BETTER
HARDWARE

DÖPFNER INSULATION GLAZING

FEEL-GOOD CLIMATE - WITH A VIEW

IT'S FASCINATING WHAT YOU CAN MAKE OUT OF SAND... INSULATING GLASS, FOR EXAMPLE

DÖPFNER STANDARD

SWISSPACER ULTIMATE THE WARMEST THERMO-EDGE OF ALL TIMES

The new and innovative "warm edge" insulating glass combines several important qualities:

- Lowest thermal transmittance at the market
- Minimal heat loss
- Perfect design
- Extremely durable sealing system
- Minimized condensation on the edges

DÖPFNER-WINDOWS - ALWAYS THE RIGHT TEMPERATURE. ALL YEAR.

- MINIMAL HEATING COSTS
- NATURAL LIGHT WITHOUT COLOUR DEVIATIONS
- SUN PROTECTION
- SOLAR HEAT GAIN

We offer you numerous options for modern insulating glazing systems:
Thermal glazing with a possible passive house standard, sound insulation glass, safety glass (toughened | laminated)...

DÖPFNER STANDARD

PLANITHERM XN THE NEW HIGH-END-COATING

CLIMAPLUS XN
CLIMATOP XN
THE NEWLY DESIGNED ENERGY SAVING WINDOW

MAXTRANSPARENCY
WHITE GLASS EFFECT

CLIMAPLUS ULTRA XN DOUBLE		CLIMATOP ULTRA XN TRIPLE	
U _g W/m ² K	1.1	U _g W/m ² K	0.6
g-value	65 %	g-value	54 %
VLT-value	82 %	VLT-value	74 %

AT DÖPFNER EVEN THE STANDARD GLAZING COMES WITH OUTSTANDING PERFORMANCE RESULTS

THE NEW DÖPFNER GLAZING STANDARD OFFERS YOU...

- OUTSTANDING THERMAL INSULATION (U_g-value).
- BETTER NATURAL LIGHT TRANSMITTANCE (VLT-value).
- PERFECT NATURAL LIGHT - NO COLOUR HUES.
- OPTIMIZED SOLAR ENERGY GAIN (g-value).

The German energy efficiency directive from 2014 (The EnEv is effective from 1 May 2014) places high demands on thermal insulation of buildings. Windows are a key component in that matter! Having that in mind, we upgraded our standard thermal glazing system and introduced a new coating.

CLIMAPLUS XN DOUBLE and CLIMATOP XN TRIPLE are now the two new standard glazing systems at Döpfner. The improved visible light transmittance (VLT | EN 410 | VLT) and optimized energy transmittance (total energy transmittance, solar heat gain DIN EN 410 | g-value) as well as the overall heat insulation (thermal insulation coefficient | DIN EN 673 | U_g-value) are all at the cutting edge of technology.

BRIGHTER

- More natural light without colour hues

WARM AND ENVIRONMENTALLY FRIENDLY

- Outstanding heat insulation
- Improved solar energy gain
- Lower heating costs
- Reduced CO₂ emissions

POSSIBLE OPTIONS:

- Sun Protection
- Sound insulation
- SAFETY
 - toughened or laminated safety glass | burglary prevention | fall protection

DÖPFNER INSULATION GLAZING

OPTIONAL GLAZINGS FOR SPECIAL TASKS?

YOUR DEMAND:
**PROTECTION AGAINST
 UNWANTED HEAT GAIN**
**HIGHEST POSSIBLE
 HEAT INSULATION**

**SOLAR
 PROTECT
 GLASS**

COOL-LITE SKN 2-PANES | 3-PANES
HIGH QUALITY »SUNGLASSES«
FOR YOUR WINDOWS

COOL-LITE SKN glazing systems are the perfect solution for homes where an excellent heat insulation is present to keep the heat loss at a minimum but a regulation of unwanted heat gain through direct sunlight is needed.

THERMAL INSULATION (U_g value) is provided by two factors: innovative glazing elements with scientifically formulated inert gas between panes and the best "warm edge" at the market (SWISSPACER ULTIMATE).

SUN PROTECTION is achieved through an exclusive metallic anti-reflection glass coating that selectively absorbs the the IR-spectrum of the incoming solar radiation. The heat gain caused by infrared energy from the sun is reduced and still the visible light transmittance is kept as high as possible.

COOL-LITE SKN165 DOUBLE		COOL-LITE SKN174 DOUBLE		COOL-LITE SKN165 TRIPLE		COOL-LITE SKN174 TRIPLE	
U _g W/m ² K	1.0	U _g W/m ² K	1.1	U _g W/m ² K	0.6	U _g W/m ² K	0.6
g-value	33 %	g-value	41 %	g-value	30 %	g-Wert	37 %
VLT-value	60 %	VLT-value	69 %	VLT-value	54 %	LT-Wert	61 %

Due its natural tone and the anti-reflection coating the glass has a slight bluish green tint.

**ENERGY
 EFFICIENCY**

A+++



**SOLAR
 GAIN
 GLASS**

YOUR DEMAND:
MAXIMUM SOLAR HEAT GAIN
**HIGHEST POSSIBLE
 THERMAL INSULATION**
**HIGHEST TRANSMITTANCE
 OF NATURAL LIGHT**

CLIMATOP LUX DIAMANT TRIPLE
THE NEW »ULTRAWHITE-GLASS«
THE SUN HEATS - FOR FREE!

Energy costs have risen immensely in the last few years! Higher prices for electricity and fossil fuels have directed the general attention towards more energy efficiency.

CLIMATOP LUX DIAMANT comes with a triple thermal insulation glazing system with a clear-view float glass – thanks to a lower iron oxide content – combined with the new LUX coating, adding an outstanding thermal insulation and the currently most efficient use of solar energy on the top of it.

What you gain: Maximum heat insulation during winter and a very high solar heat gain through infrared energy from the sun – all year. Furthermore, CLIMATOP LUX DIAMANT allows for incredibly bright day light to enter your home in its natural colours.

Due to the very high solar heat gain, as intended by design, you should think about suitable blinds, especially for the windows facing south (see DIN 4108-2)

CLIMATOP LUX DIAMANT TRIPLE	
U _g W/m ² K	0.7
g-value	68 %
VLT-value	75 %

MINUS HEAT LOSS

- Facing north minus 16 %
- Facing west | east minus 36 %
- Overall 35 % improvement comparing to standard insulation glass

PLUS SOLAR HEAT GAIN

- Facing south: plus 500 %
- Up to 15 % lower heating costs (DIN V4108-6:2003)

Maximum visible light transmittance for absolutely natural light – without any kind of colour deviation.

WOOD + ALUMINIUM A STRONG TEAM - NATURALLY

INSIDE

WOOD - COMFORTABLE,
COSY, WARM, NATURAL

The natural warmth and comfortable charm of wood will add to the atmosphere of your home. And it is nicer to the touch than other materials.

There is certainly a reason why most furniture is made of wood instead of synthetic material.

Wood is nature!




OUTSIDE

INDESTRUCTIBLE
ALUMINIUM.

Aluminium offers high structural stability and corrosion resistance, making it the best choice for weather protection in modern windows.

Many profile shapes are available. Choose your own unique design including colours and surfaces with maintenance-free weather protection – for a lifetime and beyond.

Aluminium is made to last!



DÖPFNER SYSTEMS OVERVIEW WOOD-ALUMINIUM



DÖPFNER WOOD-ALUMINIUM. ALL SYSTEMS AT A GLANCE.

DÖPFNER SLIM SYSTEM

Offset frame construction

DÖPFNER SLIM 1




Alu design with a clean and slim look and very defined edges.

DÖPFNER SLIM 2



Alu design with a clean and slim look and softly defined edges.

DÖPFNER SLIM 3



Alu design with a cubical style and very defined edges.

DÖPFNER SOFT SYSTEM

Offset frame construction

DÖPFNER SOFT 1



Alu design with strongly rounded edges and a shadow gap on all sides.

DÖPFNER SOFT 2



Alu design with softly rounded edges and a shadow gap on all sides.

DÖPFNER SOFT 3




Alu design with a hollow profile.

DÖPFNER CONTUR SYSTEM

Non-offset frame construction

DÖPFNER CONTUR 1



Alu design with a chamfered casement.

DÖPFNER CONTUR 2



Alu design with a slim casement and sharp edges.

DÖPFNER CONTUR 3



Alu design with very slim casement and a modern stepped edge glazing look.

DÖPFNER INTEGRAL SYSTEM

Non-offset frame construction

DÖPFNER INTEGRA PLUS




Alu design with concealed window casement and a glazing gasket inside with the look of a fixed glazing system

DÖPFNER INTEGRA 2.0



Alu design with concealed window casement and the look of a fixed glazing system, without a glazing gasket.

DÖPFNER PRAGA



Alu design with chamfered edges at the upper part of the casement and a flat frame profile

DÖPFNER WOOD-ALUMINIUM | SLIMSYSTEM

SLIM SYSTEM

SHARP EDGE
CLEAN LOOK




SYSTEM GAUGES
AND INSIDE PROFILE TYPES




WOOD-ALUMINIUM
SLIM 3

Offset alu design
with cubical profiles
and very defined edges



SLIM 1



SLIM 2



SLIM – a very slim variation of the offset wood aluminium window.
The edges are significantly more defined than the edges of the window system SOFT.
Available in three different types of alu claddings with differently shaped edges.

DÖPFNER HOLZ-ALUMINIUM | SOFTSYSTEM

SOFT SYSTEM

MORE RADIUS
LESS EDGES



SYSTEM GAUGES
AND INSIDE PROFILE TYPES



WOOD-ALUMINIUM SOFT 1

Offset alu design
with slightly rounded edges
of the frame and casement
as well as a shadow gap.



SOFT 2



SOFT 3



SOFT – a wood aluminium window with a classical design. Available with three different types of alu claddings with differently shaped edges. The shadow gap adds to the typical soft edge look.

DÖPFNER WOOD-ALUMINIUM | CONTURSYSTEM

CONTUR SYSTEM

STEPPED
EDGE GLAZING-
LOOK

ELEGANT
»STEPPED EDGE
GLAZING«-
LOOK

THANKS TO THE
VERY FLAT
BLACK ANODIZED
CASEMENT




SYSTEM GAUGES
AND INSIDE PROFILE TYPES



WOOD-ALUMINIUM CONTUR 3

Alu design
with very flat and edgy
alu cladding and a black
anodized casement



CONTUR 1



CONTUR 2

The three CONTUR systems with different designs: CONTUR 3 strikes a completely new path: The extremely flat, black casement creates a very modern stepped edge look.



DÖPFNER WOOD-ALUMINIUM | INTEGRALSYSTEM

SYSTEM INTEGRA 2.0

FOR CONTEMPORARY ARCHITECTURE
FIXED GLAZING LOOK

**MODERN
»FIXED GLAZING-
LOOK«**

THE FRAME CAN BE FULLY INTEGRATED INTO THE FACADE



WOOD-ALUMINIUM INTEGRA 2.0

Integrated alu design
with a very thin black casement
and a very modern look through the
concealed window sash – for very
avant-garde look for the exterior walls.

SYSTEM GAUGES
AND INSIDE PROFILE TYPES



INTEGRA 2.0 – the window sash is equipped with an extremely flat, black anodized alu casement. The alu cladding of the frame is placed inside the facade – resulting in a perfect fixed-glazing look.



MODERN FIXED-GLAZING LOOK

THE FRAME CAN BE FULLY INTEGRATED INTO THE FACADE.



OUTSIDE




INSIDE

BALCONY DOOR with a flat threshold and an integrated handle



WINDOW WITHOUT CENTER POST



DÖPFNER WOOD-ALUMINIUM | INTEGRALSYSTEM

SYSTEM PRAGA

MODERN LOOK
WITH AN INTEGRATED
SHADOW GAP



SYSTEM GAUGES
AND INSIDE PROFILE TYPES



WOOD-ALUMINIUM PRAGA

Integrated alu design
with chamfered edges at the upper
part of the casement.

PRAGA is a very modern wood alu window with a flush fitting design of casement and frame, making it the perfect choice for today's architectural designs. The integrated shadow gap also adds to the typical design



DÖPFNER WOOD-ALUMINIUM

SYSTEM AS

DRIP-EDGE
INTEGRATION



WOOD-ALUMINIUM
AS-PROFILE

Available for the systems

CONTUR 1 | 2 | 3
SLIM 3

With a slide-in groove for a SFS drip edge
(sold separately)

Thanks to the perfectly fitting slide-in groove for the SFS drip edge, this window system is ideal for renovating projects with retrofitted thermal insulation and window replacement. The SFS drip edge is available at every store with builders hardware.

Ask the specialists at your local dealer.



OUTSIDE

INSIDE

WOOD WINDOW
LIVE NATURALLY
AND WITH CLASS.

OUTSIDE

CLASSICAL WOOD DESIGN –
 NATURAL AND DURABLE.

Windows have been made of wood
 for hundreds of years now – but
 never were they better than today.
 Outstanding energy efficiency,
 durable weather resistance,
 individual design...

Wood is NATURALLY DIFFERENT!

INSIDE

NICE AND COMFORTABLE WOOD.

The natural warmth and com-
 fortable charm of wood will add to the
 atmosphere of your home. And it
 is nicer to the touch than other
 materials.

There is certainly a reason why
 most furniture is made of wood
 instead of synthetic material.

Wood is nature!

DÖPFNER SYSTEMS OVERVIEW

WOOD



DÖPFNER WOOD. ALL SYSTEMS AT A GLANCE.

DÖPFNER PROTECT SYSTEM

DÖPFNER PROTECT 68



DÖPFNER PROTECT 78



DÖPFNER PROTECT 88



The window with the added value has an innovative aluminium-clad casement.

Highly weather resistant – thanks to the alu cladding with a PREMIUM-powder-coating and GARANT HighRes® wood surface.

Outstanding price-performance ratio

Many possible designs

DÖPFNER WOOD SYSTEM

DÖPFNER WOOD 68



Our wood 68 with the new rain rail and a profile gauge of 68 mm.

DÖPFNER WOOD 78



Our wood 78 with a rain rail and a profile gauge of 78 mm.

DÖPFNER WOOD 88



Our wood 88 with a rain rail and a profile gauge of 88 mm.

DÖPFNER CLASSIC SYSTEM

DÖPFNER CLASSIC 1



With the classic profile inside and outside – with an installation depth of 68 mm. Also available with profile gauges of 78 and 88 mm.

DÖPFNER CLASSIC 2



Our Style window with an installation depth of 68 mm and a rain rail. Also available with profile gauges of 78 and 88 mm.

DÖPFNER CLASSIC 3



Our Style window without rain rail with an installation depth of 68 mm. Also available with profile gauges of 78 and 88 mm.

PERFECT FOR RENOVATIONS OF HISTORIC BUILDINGS
THE DÖPFNER STYLE WINDOWS

DÖPFNER WOOD | PROTECTSYSTEM

SYSTEM PROTECT

THE 2-WORLD-WINDOW



1

2

1 ALU CLAD CASEMENT

2 WOOD FRAME+ SASH

- TYPE 4 **68 MM**
- TYPE 4 **78 MM**
- TYPE 4 **88 MM**

PROTECT 78

The innovative Döpfner hybrid window:
A wood window with an alu clad casement.
Available with profile gauges from 68-88 mm.

An exquisite design with a timeless look.

PROTECT combines two qualities: the low price of a wood window and the high weather resistance of a wood aluminium window – the perfect solution for new homes as well as renovating projects. It is also made for home owners on a budget who have high standards of quality and care for the environment at the same time – and as the perfect alternative to vinyl windows.

DÖPFNER PROTECT

THE PERFECT FUSION OF WOOD- AND WOOD-ALU-WINDOW



OUTSIDE



INSIDE



OPTIONAL
FRONT MOUNTED ROLLER SHUTTER WITH AN INTEGRATED GUIDE RAIL

DÖPFNER WOOD | WOODSYSTEM

SYSTEM WOOD 68

THE STANDARD-WOODWINDOW



WOOD 78



WOOD 88

WOOD 68

Our standard wood window
With a new rain rail-system.
Available with profile gauge depths of 68 to 88 mm

68 MM

78 MM

88 MM

The Döpfner wood window – a modern design with state-of-the-art weather-resistant surface coatings. We stand for durability and excellent maintenance-free mechanical functioning for decades. For home owners who look for eco-friendly, high-quality alternatives to vinyl windows.



DÖPFNER WOOD | CLASSICSYSTEM

SYSTEM CLASSIC 1

STANDARD-WOOD WINDOW
WITH CLASSICAL MOLDING



**CLASSICAL-
MOLDING
INSIDE+
OUTSIDE**

**68
MM**

**78
MM**

**88
MM**

CLASSIC 1 68

Classical variant of our standard wood window with a molded casement and a molded glazing bead. Available with profile gauges from 68 – 88 mm.

CLASSIC 1 | 78



CLASSIC 1 | 88

The Döpfner wood window with a classical molding on window sash and frame is a great solution for facades and rooms with a certain classical, old fashioned charm, without taking away the durability and perfect mechanical functioning of a modern wood window.



SIMPLY CLASSIC.

Wood windows have been offering their timeless, classy charm for many centuries now – and still do!

SYSTEM CLASSIC 2 CLASSIC 3

IDEAL FOR
MONUMENT PROTECTION



CLASSIC 2

CLASSIC 3

CLASSIC 2

Our **CLASSIC 2** window is available with profile gauges from 68 - 88 mm and with old-style rain rail.

68
MM78
MM88
MM

CLASSIC 3

Our **CLASSIC 3** window without a rain rail is available with profile gauges from 68 - 88 mm. Water drainage directed outside.

The Döpfner CLASSIC 2 + 3 wood windows are an effective problem solver when it comes to monument protection. Historic buildings require window systems that can adapt easily. The windows are equipped with a modern thermal insulation and help to create a historically consistent look.



DÖPFNER
EXTERIOR DOORS
NATURALLY
THE »CALLING CARD«
OF YOUR HOME

ON THE FOLLOWING PAGES,
YOU WILL FIND A SMALL SELECTION OF
OUR PRODUCTS.

DISCOVER THE COMPLETE RANGE
OF OUR PRODUCTS ON OUR WEBSITE
WWW.DOEPFNER.DE

DÖPFNER EXTERIOR DOOR **WOOD**
MODEL T 6450



OUTSIDE

INSIDE

- Wood type: **OAK**
 Surface: **PULLEX PALISANDER**
 Glass: **MADRAS Pave**
- Double seal
 - Latch handle inside type 2062
 - Vertical push T-bar type outside 7005
 - Glazing bead type 3 | straight

No rosette ► flush fitting cylinder
 inside the stainless steel side panel

Enjoy the modern design with a high quality surface and three square panes of glass. Moreover, the exterior of the door comes with a stainless-steel side panel of supreme quality and horizontal grooves.

DÖPFNER EXTERIOR DOOR **WOOD**
MODEL T 6065



OUTSIDE

INSIDE

- Wood type: **LARCH**
 Surface: **L1**
 Glass: Top + Middle **SATINATO White** |
 Bottom **FLOAT grey**
- Double seal
 - Latch handle inside type 2060
 - Vertical push T-bar outside type 7030
 - Glazing bead with a soft-line frame | diagonal
 - PZ rosette type 5040

Colouring:
 Frame and horizontal panel in RAL 7016

This door has a very straight and modern design with a high quality surface and three square panes of glass. Outside duotone contrasting panels

DÖPFNER EXTERIOR DOOR **WOOD**
MODEL T 6500



OUTSIDE

INSIDE

- Wood type: **OAK**
 Surface: **PROTOR OLIV**
 Glass: **Stepped edge triple glazing**
Colouring RAL 9005
Opaque glass / Ornament in the middle
- Double seal
 - Latch handle inside type 2064
 - Vertical push T-bar outside type 7035

Glazing bead with a soft-line frame / rebated diagonally / PZ rosette type 5032

This door has a very straight and modern design with a high quality surface and stepped edge glazing.

DÖPFNER EXTERIOR DOOR **WOOD**
MODEL T 6000 + SIDE PANEL S1000



OUTSIDE

- Wood type: **OAK**
 Surface: **PULLEX WILLOW**
 Glass: **Double clear view glass**
Corner glazing without a frame and rebated glazing with a glass enamel on the edges.
- Double seal
 - Latch handle inside type 2060
 - PZ rosette type 5040
 - Vertical push T-bar outside type 7015

Colouring: Frame RAL 7016
 Horizontally veneered door panel
 Inside and outside

This door system has a flush and modern design with a high quality surface. The example above shows the door system with corner glazing without a frame.

DÖPFNER EXTERIOR DOOR **WOOD**
MODEL T 6550



OUTSIDE

INSIDE

Wood type: **OAK**
 Surface: **PROTOR CHESTNUT**
 Glass: **Stepped edge triple glazing**
 Colouring **RAL 9007**
 Grey aluminium / no ornament
 ■ Double seal
 ■ Latch handle inside type 2060
 and vertical push T-bar outside type 7015

No glazing beads
 PZ rosette type 5033 outside
 flush fitting inside the glass panel

This door has a very straight and modern design with a high quality surface, four horizontal glass panes with a stepped edge glazing system and a vertical flush fitted glass pane.

DÖPFNER EXTERIOR DOOR **WOOD**
MODEL T 6016



OUTSIDE

INSIDE

Wood type: **SPRUCE**
 Surface: **RAL 1016**
 Glass: **Double glazing with clear view glass**
Double seal
 Latch handle inside type 2025
 PZ rosette type 5040
 Vertical push T-bar outside type 7095

Glazing bead with a soft-line frame
 ► Rebated diagonally
 Contrasting colours: Vertical panel on the outside of the door with RAL 3004
 Stainless steel frame is included.

Get the modern design with elegant half-elliptical panes of glass and a stainless steel panel outside.

DÖPFNER EXTERIOR DOOR **WOOD-ALU**
MODEL HA 6011 with grooves



OUTSIDE

INSIDE

WOOD ALUMINIUM **SYSTEM SLIM 2** / IV 68

Wood type: **SPRUCE**

Surface: **HAO NATUR SOFT**

Glass: **Triple glazing semi-satinized with clear-view glass edges**

- Double seal
- Latch handle inside type 2060
- PZ rosette type 5040
- Vertical push T-bar outside type 7015
- Glazing bead type 3 straight

Enjoy the alu door panel with contrasting colours and grooves on the outside.

Modern wood aluminium design.

On the outside with vertical panel of different colours, four semi-satinized panes of glass with clear-view glass edges and horizontal grooves.

Inside you have a smooth vertically veneered door panel.

DÖPFNER EXTERIOR DOOR **WOOD-ALU**
MODEL HA 6110 + side panel HAS 1000 + grooves



OUTSIDE

INSIDE

WOOD ALUMINIUM **SYSTEM SLIM 2** / IV 68

Wood type: **MAPLE**

Surface: **HAO NATUR SOFT**

Glass: **Triple glazing with Satinato**

- Double seal
- Latch handle inside type 2060
- PZ rosette type 5030
- Vertical push T-bar outside type 7030
- Glazing bead type 2 straight



Modern wood aluminium design.

Outside you have the alu door panel with a stainless-steel panel in the middle with three horizontally positioned bars and also vertical grooves.

Inside you get a vertically veneered door panel.



DÖPFNER INDIVIDUAL

YOUR OWN
VERY UNIQUE
EXTERIOR
DOOR

We built approx. 1000 exterior doors a year.

Many of these doors are standard models from our great range of products, which already show a lot of individual style: You have the options: wood or aluminium, wood type and surface, colour, handle, glass, metal applications, mechanical features...an endless list of possibilities.


Yet, a great number of doors – and the number is rising steadily – can become even more individual when built after concepts and ideas of the architect and the home owner himself.

Our specialists look over the concepts and decide if they are feasible. We will create the perfect product for you, as close as possible to the original idea. **We take your challenge!**

YOUR IDEA.
YOUR DESIGN.
YOUR DOOR.

FROM YOUR
FIRST DRAFT
TO THE
FINISHED
EXTERIOR
DOOR

MODEL T 6460




MODEL T 6067



MODEL T 6435



MODEL T 6056





DÖPFNER LOCK SYSTEMS FOR EXTERIOR DOORS

**MORE FUNCTIONALITY.
MORE COMFORT.
MORE SECURITY.**

DÖPFNER BASIC LOCK



1+1

Triple locking

HIGH LEVEL OF SECURITY

Two very stable hooked bolts (pivot activated) – One at the top and one at the bottom + main bolt

DÖPFNER SAFETY LOCK



2+2


Fivefold locking

MAXIMUM SECURITY

Four very stable hooked bolts (pivot activated) – Two at the top and two at the bottom + main bolt

DÖPFNER SAFETY LATCH LOCK

Triple locking



DÖPFNER SILENT TRAP




The new "Silent Trap": A maintenance-free bolt with a synthetic noise-absorbing pad insert keeps noise to a minimum when shutting the door.



DÖPFNER MECHANICAL AUTOMATIC LOCK

with | without automatic opener



OPTIONAL CONFIGURATION

AUTOMATICALLY LOCKED = ALWAYS MAXIMUM SECURITY

Magnetic sensors inside the door and inside the frame can detect, contact-less, when the door is closing. The sensors can therefore start the pivot mechanism just in time (2 hooked bolts). The exterior door is always locked on multiple levels – without you having to do anything!

- **VERSION WITHOUT AUTOMATIC OPENER:** opens with a key
- **VERSION WITH AUTOMATIC OPENER:** Opens through an electro-mechanical lock with a pivot mechanism.

DÖPFNER ELECTRO-MECHANICAL AUTOMATIC LOCK

with motorized activation



OPTIONAL CONFIGURATION

SECURITY AND COMFORT

In addition to the features of a mechanical automatic lock, the AUTOMATIC LOCK "GENIUS" is equipped with an electro-mechanical system that operates ALL LOCKING ELEMENTS (hooked bolt, simple bolt and main bolt). As a result of that, doors with this particular locking system can not only be opened, but locked and unlocked automatically as well as by remote control.

DÖPFNER CONDITIONAL ACCESS SYSTEMS BLUETOOTH | FINGERPRINT SENSOR



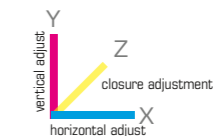
OPTIONAL CONFIGURATION

HIGHEST COMFORT - LEAVES NOTHING TO BE DESIRED!

Of course, you can always use the traditional way and open the door with your key. But what do you do when you forgot to take it with you? Just use your finger...or your car keys (Transponder system with Bluetooth™). As illustrated on the left, the modern access systems with transponder, your cell phone or fingerprint sensor can be installed on request.

- **MECHANICAL AUTOMATIC LOCK** with automatic opener
- **AUTOMATIC LOCK "GENIUS"** with electro mechanical actuation

**STABILITY.
SAFETY.
PRECISION.**



DÖPFNER-3D-DOOR HINGE



STANDARD CONFIGURATION

THE PERFECT HUB AND PIVOT OF OUR EXTERIOR DOORS.

The solid Döpfner door hinge delivers what the design promises. Outstanding stability combined with flexible 3D adjustment possibilities. The hinges can be adjusted precisely on three dimensions: **X** (Side), **Y** (up and down) and **Z** (pressure).

**DÖPFNER
SINCE 1906**

**SUSTAINABLE
GROWTH –
JUST LIKE
WOOD**

**DÖPFNER STANDS FOR SUSTAINABILITY,
HIGHEST QUALITY AND A GREAT VARIETY
OF WINDOW AND DOOR SYSTEMS.
BECAUSE DEMANDING ARCHITECTS AND
HOME OWNERS NEED UNIQUE SOLUTIONS.**

Consequently, our range of products consists of over 50 different window systems – and unique exterior doors made of wood or wood aluminium – with highly innovative design features of supreme quality.



Starting as a small carpentry business in 1906, we have been growing continuously and sustainably, just like our favourite natural resource – wood, from our local forests. But despite our growing success, we are still a family business at heart, never forgetting our strong roots of craftsmanship. The CEOs Frank and Mario Döpfner – owners in the fourth generation – make it the centre of their lives to work with wood.

Our great range of products contains a lot of different window systems – and a unique and personal exterior door made of wood and wood aluminium – with the most innovative design features and the highest possible quality.

We rely on a network of distribution partners who are trained by us on a regular basis. The dealers we partner with know every detail of our window systems and exterior doors. They will provide expert advice and help you buy the right product as well as assist you with the measurement and the installation.

In addition to all the highly qualified and highly motivated employees, the combination of the recently installed high-tech manufacturing technology and an automated surface coating process allows us to produce up to 50.000 window units and 1000 exterior doors made of wood or wood aluminium per year.

A high-performance IT system monitors all processes between the purchase of the material and the delivery of the final product. Moreover, our energy supply system is virtually self-sufficient, making it part of our ecological mindset. The roofs of our buildings are largely covered with solar panels which produce over 500 KW of electrical power and our eco-friendly wood-chip heating system supplies the entire building complex with all the energy necessary.



NATURALLY DIFFERENT...



PREMIUM-QUALITY. MADE IN GERMANY.

Döpfner Betriebs-GmbH + Co. KG

Max-Planck-Straße 2 | 97447 Gerolzhofen | Telefon 0 93 82-97 42-0
www.doepfner.de | www.passivhaus-fenster.de