

SAVE VTR 300/B L

Item no. 19593

Version: Filter F7-G3

Document type: **Product card**
 Document date: **2016-04-20**
 Generated by: **Systemair Online Catalogue**



Description

- High efficient rotary heat exchanger
- Energy efficient RadiCal-fans, with modern EC-technology
- Separate settings of supply and extract air flow
- Start-up wizard for easy commissioning
- Automatic change to summer operation (without heat recovery)
- Demand control regulation standard by the built-in humidity sensor
- Low sound level
- Modbus communication via RS-485

Heat recovery unit designed for dwellings where ventilated area is up to apx. 240 m2.

Left and right handed models.

SAVE VTR 300/B is a white painted model with an integrated control panel in the front door. The option for connecting one or more external control panels is also available. Connection to an external cooker hood is available on the top of the unit. The extract air from the cooker hood is being by-passed, hence the heat exchanger is not being exposed to extract air from the kitchen.

The unit is double skinned, fully insulated and with complete control functions, high efficiency rotating heat exchanger, thermostat operated re-heater battery and filters. Energy efficient fans with EC motors will reduce energy consumptions. With these, up to 50% less energy consumption can be achieved in comparison to AC solutions, with the noise behavior decreased by one-half. Modern technology gives low SFP factor (Specific Fan Power).

Commissioning of the unit will be done from the CD control panel in the front door or a separate external panel. A start-up wizard will make the commissioning easier, which can avoid that the unit is running at wrong conditions. Symbols and text in the display will indicate chosen settings; Supply air temperature and fan speed. Commissioning of airflow on supply and extract, will be done at start-up but can be set from the menu settings as well. Timer-function for automatic change between day and night operation is integrated. Setting of filter period is also available. Alarm signal will indicate possible malfunctions.

The CD panel also has a user level for authorized installers and service personnel. An external CD panel is connected to the unit by means of cable with quick connectors (modular plugs), at the top of the unit.

The unit is provided with outputs for control of external hot water or cooling battery and comes with built-in humidity sensor in extract air that enables demand control regulation with respect to moisture. It also has functions available for external demand control that gives effective and economical operation. For instance, CO², presence or humidity sensor.

The unit is delivered with supply air filter F7 and extract air filter G3. Option for G3 supply air filter is available.

Technical parameters

Unit		
Frequency	50	Hz
Weight	69	kg
Recommended fuse	10	A
Enclosure class	IP24	IP
Voltage	230	V
Phase	1	~

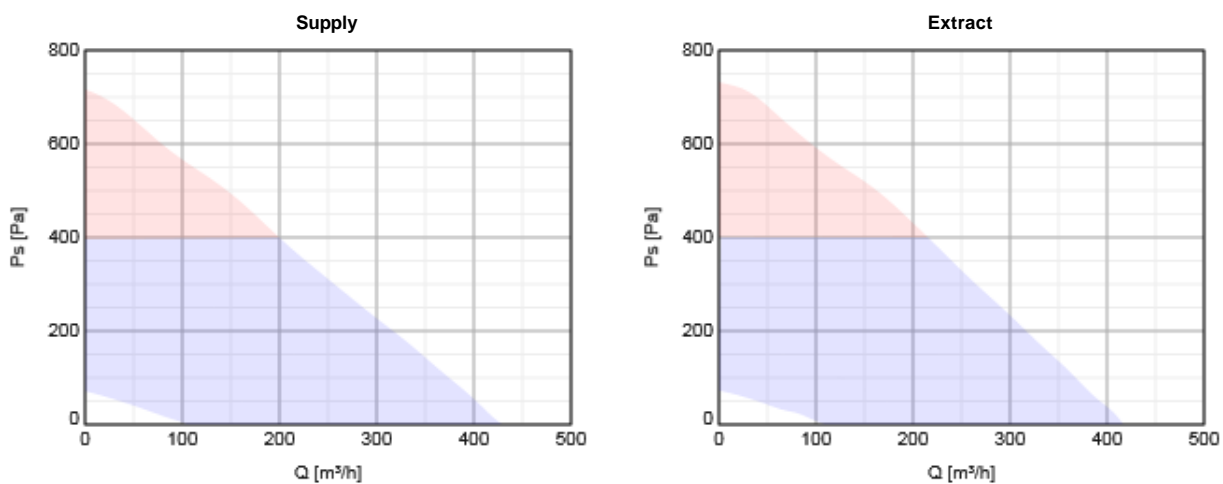
Heat exchanger



Exchanger type	Rotating
Heater	
Heating type	Electric
Supply filter	
Filter, supply air	F7 (Standard)
Extract filter	
Filter, extract air	G3 (Standard)
Others	
Mounting type	Vertical
Supply side	Left
ErP	
Energy class, basic unit	A
Energy class, basic unit option	A
ErP ready	ErP 2018/ErP 2016
Supply fan	
Input power (P1)	88 W
Extract fan	
Input power (P1)	88 W
Default group	
Input power, electrical heating battery	1,67 kW

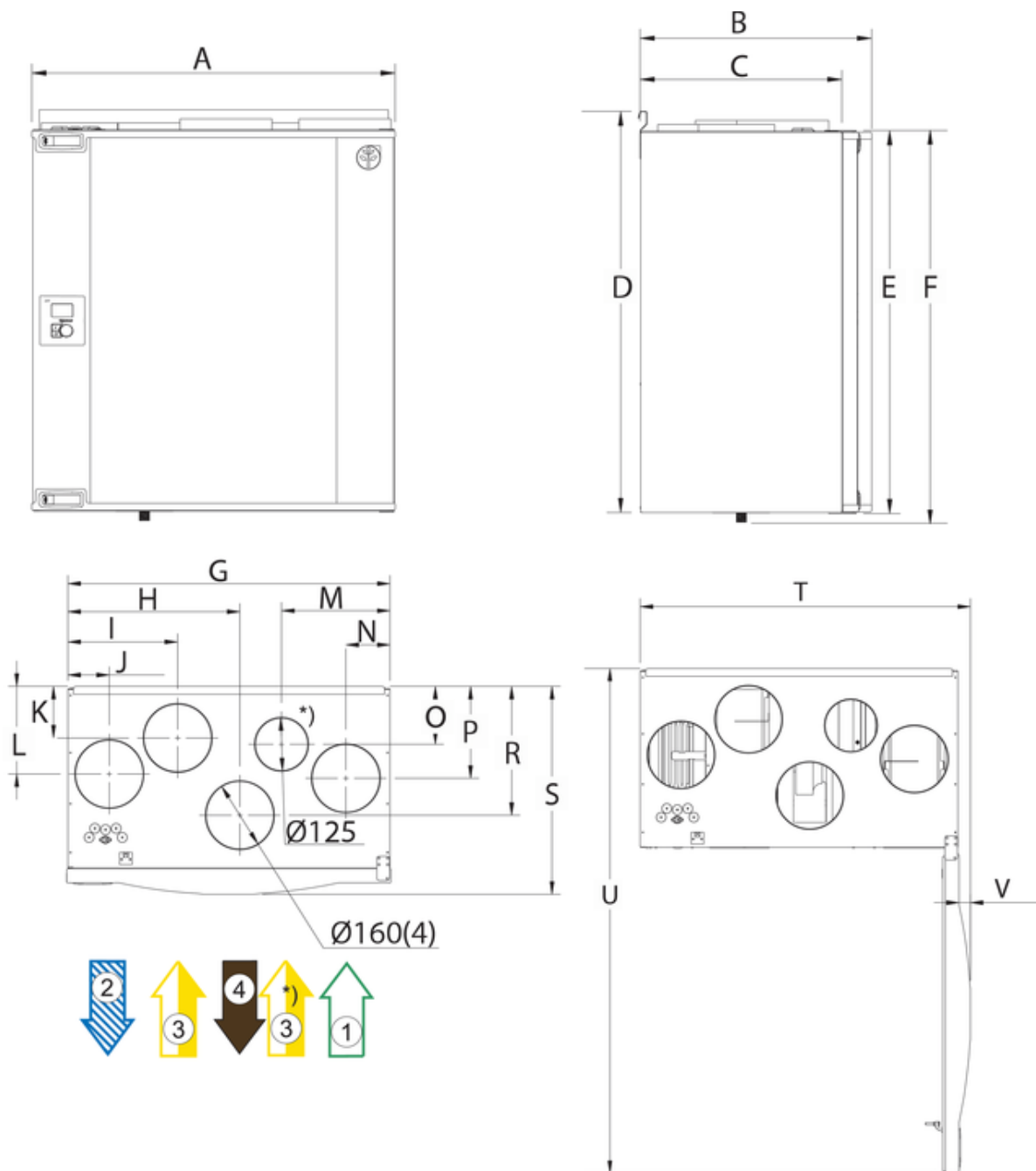
Performance

Diagrams



Diagrams and calculations are made for the performance with clean filters.

Dimensions

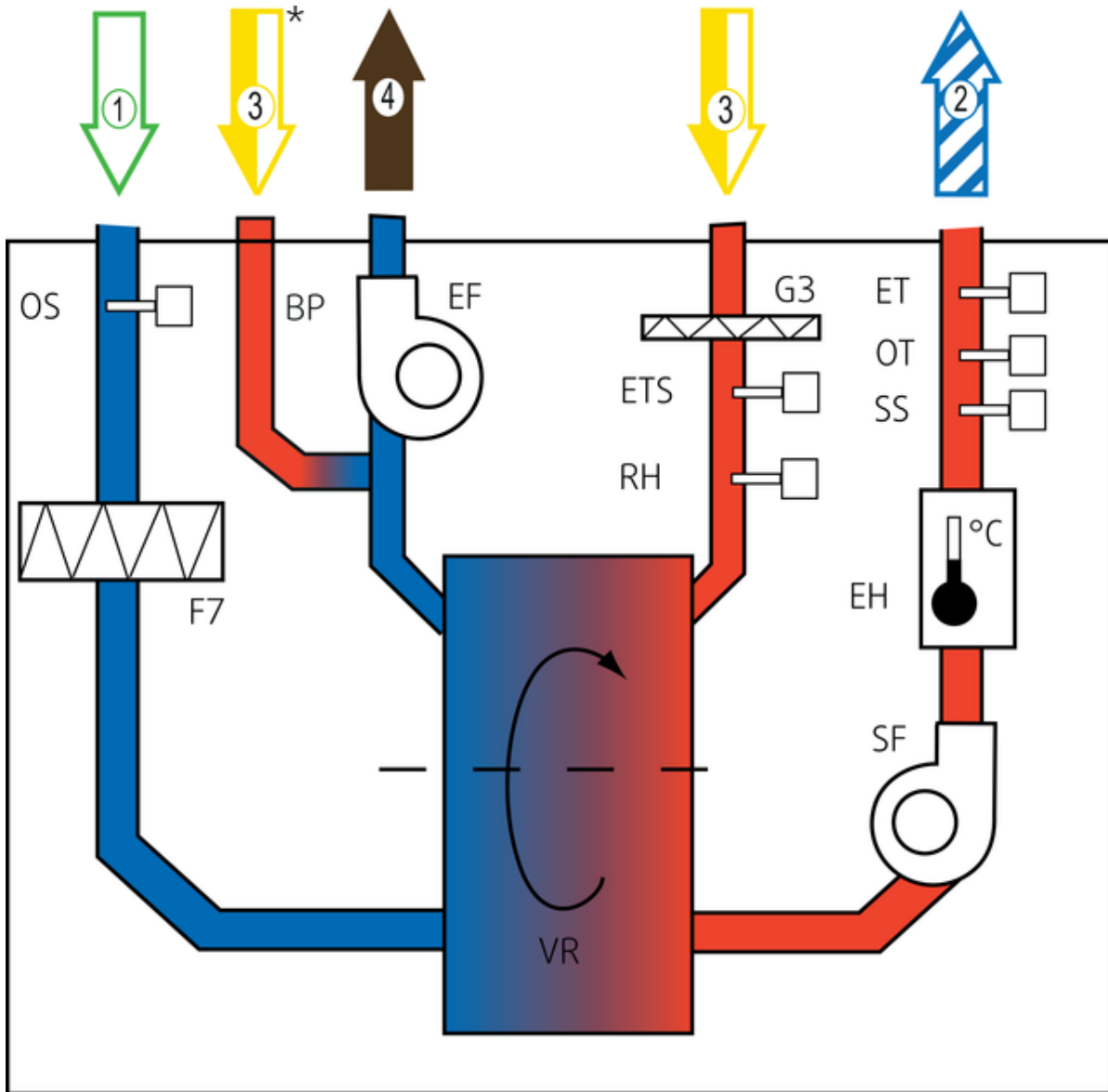


A	B	C	D	E	F	G	H	I	J	K
762	485,7	423,1	842	803,6	823,3	758	404,5	258,4	97,4	121,4
L	M	N	O	P	R	S	T	U	V	
206,4	255,3	104	136,4	216,4	303,4	490	789	1205,8	28	

1	Outdoor air
2	Supply air
3	Extract air
4	Exhaust air

*) Connection for cooker hood

Wiring



- F7 = Filter outdoor air
- VR = Rotary heat recovery unit
- EF = Extract fan
- G3 = Filter extract air
- G4 = Extract/Supply filter (only for VTC unit)
- ETS = Extract air temp. sensor
- SF = Supply fan
- EH = Electric heater
- SS = Supply air temp. sensor
- OT = Overheating thermostat
- ET = Emergency thermostat
- EHS = Exhaust air sensor
- OS = Outdoor air sensor
- BP = Bypass cooker hood
- BD = Bypass integrated cooker hood
- DB = Bypass damper
- RH = Relative humidity sensor
- 1 = Outdoor air
- 2 = Supply air
- 3 = Extract air
- 4 = Exhaust air

Wiring diagram

 SAVE_VTR_200_300_500_WD_208063_en-GB (A006).pdf (303,54kB)

Accessories

Electric accessories


CO2RT-R-D Transmitter (6993)

Presence detector/IR24-P (6995)
 251-10/B Cookerh.EV/B,EH/B wh. (12023)
 TG-A130 Surface sensor 0-30°C (5159)
 HR1 Room Humidistat IP21 (5150)
 F-T120 Timer frame (5137)
 T 120 Timer (5165)
 TG-K360 Duct sensor 0-60°C (4846)
 RVAZ4 24A Actuator 0-10V (9862)
 PSS48 Transformer 24V (204385)
 PSS20 Transformer 24V (202692)
 251-10/B Cookerh EVB,EHB steel (12929)
 CEC Cable w/plug 12m (24782)
 CEC Cable w/plug 6m (24783)
 CO2 Sensor Wireless (25126)
 Humidity Sensor Wireless (25127)
 Input Module Wireless (25128)
 SmartDial (25129)
 RS485 Gateway Wireless (25130)
 CE/CD-diverting plug 4pin (37367)
 602-10/B Cookerhood White (47561)
 602-10/B Cookerhood S.Steel (47562)


Accessories


EFD 160 Damper + TF230 motor (7122)
 ZTR 15-0,4 valve 3-way (9670)
 VBC 160-2 Water heating batt (5458)
 ZTV 15-0,4 2-way valve (9829)
 VBC 160-3 Water heating batt (9840)
 ZTV 15-0,6 2-way valve (6571)
 ZTR 15-0,6 valve 3-way (6573)
 LDC 160-600 Silencer (5192)
 LDC 160-900 Silencer (5193)
 CWK 160-3-2,5 Duct cooler,circ (30022)
 Connectduct Ø 160/1,0 M/F (2558)
 FK 160 Fast clamp (1610)
 GEO heat exchanger box (312513)
 Drain pipe kit VTR 200/B (207999)
 BFVTR 300 F7 Supply Air (208268)
 BFVTR 300 G3 Supply Air (208269)
 BFVTR 300 G3 Extract Air (208270)
 Duct Cover VTR 300 (113489)
 Water coil SAVE VTR 300 (113463)
 CVVX 160 Combi grille, black (25394)
 CVVX 160 Combi grille, white (25396)
 RDR-80/15-50m³/h (37293)


CAD drawing


 VTR300 L.dxf (1,52MB)


Documentation

 VTR_300_Installation_and_service_208348_CE_en-GB (A005).pdf (1,39MB)

 VTR_300_User_manual_208349_en-GB (A003).pdf (904,13kB)

 CD panel Instruction for wall mounting 206858 GB_SE.pdf (221,37kB)

 Eurovent Certification Diploma 20160125095348,227.pdf (1,78MB)

 Modbus for Residential units_D24810_User_manual (A005).pdf (263,77kB)

Eco design

Units with local demand control			
Trade name	Systemair		
Product name	SAVE VTR 300/B L		
ErP compliance	2018		
SEC Average	-41,3	kWh/ (m².a)	
SEC Cold	-85,2	kWh/ (m².a)	

SEC Warm	-16,2	kWh/ (m ² .a)
SEC Class	A	
Unit category	RVU	
Unit type	BVU	
Drive	Intergated VSD	
Heat recovery type	Regenerative	
Temperature ratio	85	%
qv max	0,102	m ³ /s
P max	183	W
Sound power	44	dB(A)
qv ref	0,0714	m ³ /s
Ps ref	50	Pa
SPI	1,25	kW/ (m ³ /s)
CTRL	0,65	-
MISC	1,1	-
x-value	2	-
External Leakage	3	%
Internal Leakage	4	%
Type of product	RAHU/AARE	
AEC average	184	kWh
AEC cold	184	kWh
AEC warm	184	kWh
AHS Average	4590	kWh/a
AHS Cold	8979	kWh/a
AHS Warm	2075	kWh/a

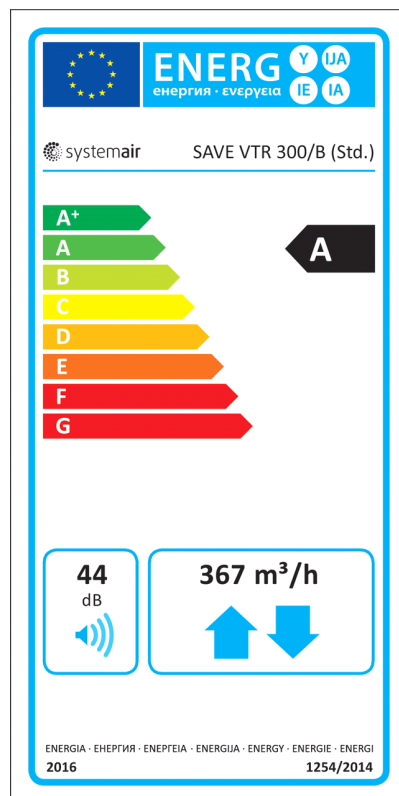
Basic unit

Trade name	Systemair	
Product name	SAVE VTR 300/B L	
ErP compliance	2018	
SEC Average	-37,1	kWh/ (m ² .a)
SEC Cold	-80	kWh/ (m ² .a)
SEC Warm	-12,4	kWh/ (m ² .a)
SEC Class	A	
Unit category	RVU	
Unit type	BVU	
Drive	Intergated VSD	
Heat recovery type	Regenerative	
Temperature ratio	85	%
qv max	0,102	m ³ /s
P max	183	W
Sound power	44	dB(A)

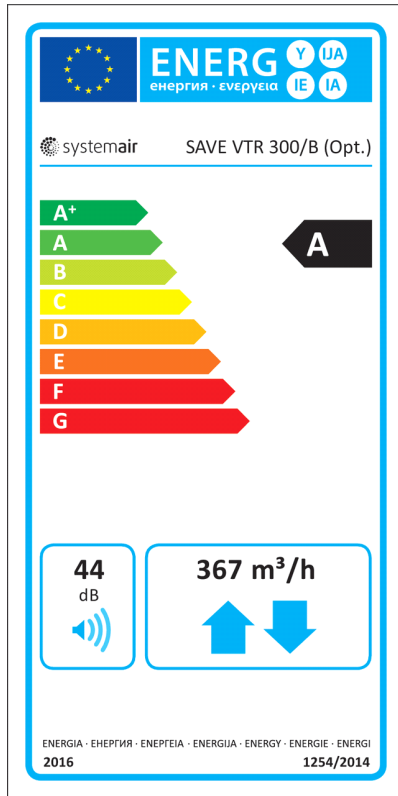
qv ref	0,0714	m³/s
Ps ref	50	Pa
SPI	1,25	kW/ (m³/s)
CTRL	0,85	-
MISC	1,1	-
x-value	2	-
External Leakage	3	%
Internal Leakage	4	%
Type of product	RAHU/AARE	
AEC average	315	kWh
AEC cold	315	kWh
AEC warm	315	kWh
AHS Average	4494	kWh/a
AHS Cold	8792	kWh/a
AHS Warm	2032	kWh/a

Energy class label

Energy class, basic unit



Unit with local demand control



EPS diagrams

Specification text